

Pre-Amalgamation without PAN (Allsec Technologies Limited)

Format of Holding of Specified securities

1. Name of Listed Entity: ALLSEC TECHNOLOGIES LIMITED
2. Scrip Code/Name of Scrip/Class of Security: 532633 ALLSEC EQUITY SHARES
3. Share Holding Pattern Filed under: Reg. 31(1)(a)/Reg. 31(1)(b)/Reg. 31(1)(c)
 - a. if under 31(1)(b) then indicate the report for quarter ending 24/06/2022
 - b. if under 31(1)(c) then indicate date of allotment/extinguishment

4. Declaration : The Listed entity is required to submit the following declaration to the extent of submission of information:

Particulars	YES*	NO*
a. Whether the Listed Entity has issued any partly paid up shares		
b. Whether the Listed Entity has issued any Convertible Securities or Warrants?		
c. Whether the Listed Entity has any shares against which depository receipts are issued?		
d. Whether the Listed Entity has any shares in locked-in?		
e. Whether any shares held by promoters are pledged or otherwise encumbered?		
f. Whether company has equity shares with differential voting rights?		
g. Whether the listed entity has any significant beneficial owner?		


*if the Listed Entity selects the option 'NO' for the questions above, the columns for the partly paid up shares, Outstanding Convertible Securities/Warrants, depository receipts, locked-in shares, No of shares pledged or otherwise encumbered by promoters, as applicable, shall not be displayed at the time of dissemination on the Stock Exchange website. Also wherever there is 'No' declared by Listed entity in above table the values will be considered as 'Zero' by default on submission of the format of holding of specified securities.

5 The tabular format for disclosure of holding of specified securities is as follows:



ALISEC TECHNOLOGIES LIMITED
 Table 1 - Summary Statement holding of specified securities


Category	Criteria of Shareholder	No. of Shareholders	No. of fully paid-up equity shares held	No. of partly paid-up equity shares held	No. of shares Underlying Depository Receipts	Total No. of Shares held (1)-(5)	Shareholding as a % of total no. of shares (as a % of (6)/(7))	Number of Voting Rights held in each class of securities			Total as a % of (Total as a % of (6)/(7))	No. of Shares Entitled to Dividend (including Warrants)	Shareholding as a % of total no. of shares (as a % of (13)/(14))	No. of Shares held as Stated in the Share Register	Number of Shares pledged or otherwise encumbered	No. of Shares held in dematerialized form
								Class 'A'	Class 'B'	Total						
(1)	Promoters & Directors (Group)	1	11,52,000	0	0	11,52,000	72.41	11,52,000	0	11,52,000	72.41	0	0	0	0	11,52,000
(2)	Public	1,10,311	48,54,114	0	0	48,54,114	30.59	48,54,114	0	48,54,114	30.59	0	0	0	0	48,54,114
(3)	Non Promoters Shareholder	0	0	0	0	0	0.00	0	0	0	0.00	0	0	0	0	0
(4)	Others including GDR	0	0	0	0	0	0.00	0	0	0	0.00	0	0	0	0	0
(5)	Shares held by Employees Trusts	0	0	0	0	0	0.00	0	0	0	0.00	0	0	0	0	0
Total		1,11,312	50,06,114	0	0	50,06,114	72.41	50,06,114	0	50,06,114	72.41	0	0	0	0	50,06,114



Alisec Technologies Limited

Table 1: Breakdown of Investment in the Financial and General Group

Company	Category	Type of Investment	Initial Investment	Additional Investment	Total Investment	Carrying Amount	Fair Value	Fair Value Change	Fair Value Change in Profit or Loss	Fair Value Change in Other Comprehensive Income	Fair Value Change in Equity
Alisec Technologies Limited	Equity	Share of the equity of the investee	1,000,000	1,000,000	1,000,000	1,000,000	1,000,000	-	-	-	1,000,000
Alisec Technologies Limited	Debt	Share of the debt of the investee	1,000,000	1,000,000	1,000,000	1,000,000	1,000,000	-	-	-	1,000,000
Alisec Technologies Limited	Equity	Share of the equity of the investee	1,000,000	1,000,000	1,000,000	1,000,000	1,000,000	-	-	-	1,000,000
Alisec Technologies Limited	Debt	Share of the debt of the investee	1,000,000	1,000,000	1,000,000	1,000,000	1,000,000	-	-	-	1,000,000
Alisec Technologies Limited	Equity	Share of the equity of the investee	1,000,000	1,000,000	1,000,000	1,000,000	1,000,000	-	-	-	1,000,000
Alisec Technologies Limited	Debt	Share of the debt of the investee	1,000,000	1,000,000	1,000,000	1,000,000	1,000,000	-	-	-	1,000,000
Alisec Technologies Limited	Equity	Share of the equity of the investee	1,000,000	1,000,000	1,000,000	1,000,000	1,000,000	-	-	-	1,000,000
Alisec Technologies Limited	Debt	Share of the debt of the investee	1,000,000	1,000,000	1,000,000	1,000,000	1,000,000	-	-	-	1,000,000
Alisec Technologies Limited	Equity	Share of the equity of the investee	1,000,000	1,000,000	1,000,000	1,000,000	1,000,000	-	-	-	1,000,000
Alisec Technologies Limited	Debt	Share of the debt of the investee	1,000,000	1,000,000	1,000,000	1,000,000	1,000,000	-	-	-	1,000,000
Alisec Technologies Limited	Equity	Share of the equity of the investee	1,000,000	1,000,000	1,000,000	1,000,000	1,000,000	-	-	-	1,000,000
Alisec Technologies Limited	Debt	Share of the debt of the investee	1,000,000	1,000,000	1,000,000	1,000,000	1,000,000	-	-	-	1,000,000
Alisec Technologies Limited	Equity	Share of the equity of the investee	1,000,000	1,000,000	1,000,000	1,000,000	1,000,000	-	-	-	1,000,000
Alisec Technologies Limited	Debt	Share of the debt of the investee	1,000,000	1,000,000	1,000,000	1,000,000	1,000,000	-	-	-	1,000,000
Alisec Technologies Limited	Equity	Share of the equity of the investee	1,000,000	1,000,000	1,000,000	1,000,000	1,000,000	-	-	-	1,000,000
Alisec Technologies Limited	Debt	Share of the debt of the investee	1,000,000	1,000,000	1,000,000	1,000,000	1,000,000	-	-	-	1,000,000
Alisec Technologies Limited	Equity	Share of the equity of the investee	1,000,000	1,000,000	1,000,000	1,000,000	1,000,000	-	-	-	1,000,000
Alisec Technologies Limited	Debt	Share of the debt of the investee	1,000,000	1,000,000	1,000,000	1,000,000	1,000,000	-	-	-	1,000,000
Alisec Technologies Limited	Equity	Share of the equity of the investee	1,000,000	1,000,000	1,000,000	1,000,000	1,000,000	-	-	-	1,000,000
Alisec Technologies Limited	Debt	Share of the debt of the investee	1,000,000	1,000,000	1,000,000	1,000,000	1,000,000	-	-	-	1,000,000
Alisec Technologies Limited	Equity	Share of the equity of the investee	1,000,000	1,000,000	1,000,000	1,000,000	1,000,000	-	-	-	1,000,000
Alisec Technologies Limited	Debt	Share of the debt of the investee	1,000,000	1,000,000	1,000,000	1,000,000	1,000,000	-	-	-	1,000,000
Alisec Technologies Limited	Equity	Share of the equity of the investee	1,000,000	1,000,000	1,000,000	1,000,000	1,000,000	-	-	-	1,000,000
Alisec Technologies Limited	Debt	Share of the debt of the investee	1,000,000	1,000,000	1,000,000	1,000,000	1,000,000	-	-	-	1,000,000



ALLSEC TECHNOLOGIES LIMITED

Details of the shareholders acting as persons in Concert including their Shareholding:

Name of Shareholder	Name of PAC	No of shares	Holding%
Total:		0	0

Details of Shares which remain unclaimed may be given hear along with details such as number of shareholders, outstanding shares held in demat/unclaimed suspense account

No of Shareholders	No of shares





Table V - Statement showing details of Significant Beneficial Owners (SBOs)

Sr No	Details of the significant beneficial owner			Details of the registered owner			Particulars of the shares in which significant beneficial interest is held by the beneficial owner			Date of creation/acquisition of significant beneficial interest
	Name	PAN	Nationality	Name	PAN	Nationality	Number of Shares	Shareholding as a % of total no of shares (Calculated as per SCRA 1957 As a % of (A+B+C))		
1	NA	NA	NA	NA	NA	NA	NA	NA	NA	NA

FOR ALLSEC TECHNOLOGIES LIMITED

Deputy/Acting
Company Secretary



Shareholding Pattern under Regulation 31 of SEBI (Listing Obligations and Disclosure Requirements) Regulations, 2015

Pre-Amalgamation (without PAN) (Quest Corp Limited)

1.	Name of Listed Entity: Quest Corp Limited
2.	Scrp Code/Name of Scrip/Class of Security: 539978
3.	Share Holding Pattern Filed under Reg: 31(1)(a)/Reg: 31(1)(b)/Reg: 31(1)(c)
	a. If under 31(1)(b) then indicate the report for Quarter ending
	b. If under 31(1)(c) then indicate date of allotment/extinguishment
4.	Declaration: The Listed entity is required to submit the following declaration to the extent of submission of information:-

Particulars	Yes*	No*
1. Whether the Listed Entity has issued any partly paid up shares?		No
2. Whether the Listed Entity has issued any Convertible Securities or Warrants?		No
3. Whether the Listed Entity has any shares against which depository receipts are issued?		No
4. Whether the Listed Entity has any shares in locked-in?		No
5. Whether any shares held by promoters are pledge or otherwise encumbered?		No

* If the listed Entity selects the option 'No' for the questions above, the columns for the partly paid up shares, Outstanding Convertible Securities/Warrants, depository receipts, locked-in shares, No of shares pledged or otherwise encumbered by promoters, as applicable, shall not be displayed at the time of dissemination on the Stock Exchange website. Also wherever there is 'No' declared by Listed Entity in above table the values will be considered as 'Zero' by default on submission of the format of holding of specified securities.

Quest Corp Limited

Table I - Summary Statement holding of specified securities

Category	(i)	(ii)	(iii)	(iv)	(v)	(vi)	(vii)	(viii)	(ix)	Number of Voting Rights held in each class of securities		(xii)	(xiii)	(xiv)	(xv)
										Class, eg: X	Class, eg: Y				
(A) Promoter & Promoter Group	4	76759774	0	0	76759774	51.84	76759774	0	76759774	51.84	0	51.84	0	0	76759774
(B) Public	68209	71319960	0	0	71319960	48.16	71319960	0	71319960	48.16	0	48.16	0	0	70925179
(C) Non Promoter - Non Public	0	0	0	0	0	0	0	0	0	0	0	0	0	0	0
(D) Shares Underlying DRs	0	0	0	0	0	0	0	0	0	0	0	0	0	0	0
(E) Shares held by Employee Trust	68213	14807924	0	0	14807924	100	14807924	0	14807924	100	0	100	0	0	147684953
Total															

Quest Corp Limited
Table II - Statement showing shareholding pattern of the Promoter and Promoter Group

Category & Name of the shareholders	Entity Type	PAN	Nos. of shares held	No. of fully paid up equity shares held	Partly paid-up equity shares	No. of shares underlying Depository Receipts	Total Nos. Shares held	Shareholding % of (A+B+C+D+E+F+G)	Number of Voting Rights held in each class of securities		Total as a % of (A+B+C+D+E+F+G)	Number of Shares Underlying convertible securities (including convertible preference shares)	convertible securities	Number of Locked Shares	Number of Shares pledged or otherwise encumbered	Number of equity shares held in demat form
									Class eg: X	Class eg: Y						
(i)	(ii)	(iii)	(iv)	(v)	(vi)	(vii)	(viii)	(ix)	(x)	(xi)	(xii)	(xiii)	(xiv)	(xv)	(xvi)	
1 Indian Individual / Hindu Undivided Family	Promoters		1,167,696.13	1,167,696.13	0	0	1,167,696.13	11.32	1,167,696.13	0	11.32	0	0	0	0	1,167,696.13
(a) Ajit Isaac			1,167,696.13	1,167,696.13	0	0	1,167,696.13	11.32	1,167,696.13	0	11.32	0	0	0	0	1,167,696.13
(b) Central Government / State Government(s)			0	0	0	0	0	0	0	0	0	0	0	0	0	0
(c) Financial Institutions / Banks			0	0	0	0	0	0	0	0	0	0	0	0	0	0
(d) Any Other (Specify)			0	0	0	0	0	0	0	0	0	0	0	0	0	0
Banks Corporate			1,133,558.24	1,133,558.24	0	0	1,133,558.24	10.38	1,133,558.24	0	10.38	0	0	0	0	1,133,558.24
Thomas Cook (India) Limited	Promoter Group		1,133,558.24	1,133,558.24	0	0	1,133,558.24	10.38	1,133,558.24	0	10.38	0	0	0	0	1,133,558.24
Rel Resources Investments Private Limited	Promoter Group		0	0	0	0	0	0	0	0	0	0	0	0	0	0
Isaac Enterprises Ip	Promoter Group		0	0	0	0	0	0	0	0	0	0	0	0	0	0
Sub Total (A)(1)	Promoter Group		2,321,354.37	2,321,354.37	0	0	2,321,354.37	21.70	2,321,354.37	0	21.70	0	0	0	0	2,321,354.37
2 Foreign			0	0	0	0	0	0	0	0	0	0	0	0	0	0
(a) Individuals (Non-Resident Individuals / Foreign Individuals)			0	0	0	0	0	0	0	0	0	0	0	0	0	0
(b) Government			0	0	0	0	0	0	0	0	0	0	0	0	0	0
(c) Institutions			0	0	0	0	0	0	0	0	0	0	0	0	0	0
(d) Foreign Portfolio Investor			0	0	0	0	0	0	0	0	0	0	0	0	0	0
(e) Any Other (Specify)			2,446,243.17	2,446,243.17	0	0	2,446,243.17	30.14	2,446,243.17	0	30.14	0	0	0	0	2,446,243.17
Banks Corporate			2,446,243.17	2,446,243.17	0	0	2,446,243.17	30.14	2,446,243.17	0	30.14	0	0	0	0	2,446,243.17
Falbridge Capital Mauritius Limited	Promoter Group		2,446,243.17	2,446,243.17	0	0	2,446,243.17	30.14	2,446,243.17	0	30.14	0	0	0	0	2,446,243.17
Hwac Asia Fund Class A Shares	Promoter Group		1,438,762.37	1,438,762.37	0	0	1,438,762.37	29.63	1,438,762.37	0	29.63	0	0	0	0	1,438,762.37
Sub Total (A)(2)	Promoter Group		2,446,243.17	2,446,243.17	0	0	2,446,243.17	30.14	2,446,243.17	0	30.14	0	0	0	0	2,446,243.17
Total Shareholding Of Promoter And Promoter Group (A)=			4,767,597.74	4,767,597.74	0	0	4,767,597.74	51.84	4,767,597.74	0	51.84	0	0	0	0	4,767,597.74

Details of Shares which remain unclaimed may be given here along with details such as number of shareholders, outstanding shares held in demat/unclaimed suspense account, voting rights which are frozen etc.

Note :
 (1) PAN would not be displayed on website of Stock Exchange(s)
 (2) The term 'Encumbrance' has the same meaning as assigned under regulation 28(3) of SEBI (Substantial Acquisition of Shares and Takeovers) Regulations, 2011.



Quest Corp Limited
Table III - Statement showing shareholding pattern of the Public shareholder

1	Category & Name of the shareholders	(I) PAN	(II) Nos. of shareholder	(III) No. of fully paid up equity shares held	(IV) Partly paid-up equity shares held	(V) No. of shares underlying Depositor Receipts	(VI) Total nos. shares held	(VII) As a % of (A+B+C)	(VIII) As a % of (A+B+C+D)	Number of Voting Rights held in each class of securities			(X) Total as a % of (A+B+C)	No. of Shares Underlying Outstanding convertible securities (including convertible securities)	Shareholding % assuming conversion of convertible securities	Number of Locked In Shares		Number of Shares pledged or otherwise encumbered	Number of equity shares held in dematerial form	
										Class eg: X	Class eg: Y	Total				(IX) As a % of (A+B+C)	(XII) As a % of total shares held			(XIII) As a % of total shares held
1	Institutions																			
(a)	Mutual Fund																			
	Aditya Birla Sun Life Trustee Private Limited A/C		21	14452465	0	0	14452465	9.76	14452465	9.76	0	0	0	0	9.76	0	0	0	NA	14450880
	Aditya Birla Sun Life Tax Relief 96		1	5033135	0	0	5033135	3.40	5033135	3.40	0	0	0	0	3.40	0	0	0	NA	5033135
	Sundaram Mutual Fund A/C Sundaram Mid Cap Fund		1	2725362	0	0	2725362	1.84	2725362	1.84	0	0	0	0	1.84	0	0	0	NA	2725362
	Franklin India Smaller Companies Fund		1	2313899	0	0	2313899	1.56	2313899	1.56	0	0	0	0	1.56	0	0	0	NA	2313899
	Tata Mutual Fund - Tata Small Cap Fund		1	2149929	0	0	2149929	1.45	2149929	1.45	0	0	0	0	1.45	0	0	0	NA	2149929
(b)	Venture Capital Funds																			
(c)	Alternate Investment Funds																			
(d)	Foreign Venture Capital Investors																			
(e)	Foreign Portfolio Investor																			
	Smallean World Fund, Inc		160	32576208	0	0	32576208	22.00	32576208	22.00	0	0	0	0	22.00	0	0	0	NA	32575748
	Kuwait Investment Authority Fund 225		1	6907615	0	0	6907615	4.66	6907615	4.66	0	0	0	0	4.66	0	0	0	NA	6907615
	Ellipsis Partners Lp		1	2456434	0	0	2456434	1.66	2456434	1.66	0	0	0	0	1.66	0	0	0	NA	2456434
	India Capital Fund Limited		1	2428123	0	0	2428123	1.64	2428123	1.64	0	0	0	0	1.64	0	0	0	NA	2428123
	Financial Institutions / Banks																			
(f)	Insurance Companies																			
(g)	Provident Funds/ Pension Funds:																			
(h)	Any Other (Specify)																			
(i)	Foreign Bank																			
	Sub Total (b)(1)		203	48492414	0	0	48492414	32.75	48492414	32.75	0	0	0	0	32.75	0	0	0	NA	48488692
2	Central Government/ State Government(s)/ President of India																			
	Central Government / State Government(s)		1	84	0	0	84	0.00	84	0.00	0	0	0	0	0.00	0	0	0	NA	84
	Sub Total (b)(2)		1	84	0	0	84	0.00	84	0.00	0	0	0	0	0.00	0	0	0	NA	84
3	Non-institutions																			
(a)	Individuals																			
	i. Individual shareholders holding nominal share capital up to Rs. 2 lakhs.		64455	7773208	0	0	7773208	5.25	7773208	5.25	0	0	0	0	5.25	0	0	0	NA	7395432
	ii. Individual shareholders holding nominal share capital in excess of Rs. 2 lakhs.		32	5479561	0	0	5479561	3.70	5479561	3.70	0	0	0	0	3.70	0	0	0	NA	5479561
	Ashish Dhawan		7	10719	0	0	10719	0.01	10719	0.01	0	0	0	0	0.01	0	0	0	NA	2748431
(b)	NBFCs registered with RBI																			
	Trust Employee		0	0	0	0	0	0.00	0	0.00	0	0	0	0	0.00	0	0	0	NA	10719

Quest Corp Limited

Table IV - Statement showing shareholding pattern of the Non Promoter- Non Public shareholder

Category & Name of the shareholders (i)	PAN (ii)	Nos. of shares held (iii)	No. of fully paid up equity shares held (iv)	Partly paid-up equity shares held (v)	No. of shares underlying Depository Receipts held (vi)	Total nos. shares held (vii) = (iv)+(v)+(vi)	Shareholding % as per SCRR, 1957 As a % of (A+B+C2) (viii) As a	Number of Voting Rights held in each class of securities			Total as a % of (A+B+C) (ix)	Nos. of Shares Underlying Outstanding convertible securities (including securities) (x)	Shareholding % assuming full conversion in of convertible securities (xi) =	Number of locked in shares		Number of Shares pledged or otherwise encumbered		Number of equity shares held in dematerialised form (xiv)
								No of Voting Rights Class eg: Y	Class eg: X	Total				(a)	As a % of total Shares held (b)	(a)	(b)	
1 Custodian/DR Holder		0	0	0	0	0	0	0	0	0	0	0	0	0	0	0	0	0
2 Employee Benefit Trust (under SEBI (Share based Employee Benefit) Regulations, 2014)		0	0	0	0	0	0	0	0	0	0	0	0	0	0	0	0	0
Total Non-Promoter- Non Public Shareholding (C) = (C1)+(C2)		0	0	0	0	0	0	0	0	0	0	0	0	0	0	0	0	0

Note :

(1) PAN would not be displayed on website of Stock Exchange(s).

(2) The above format needs to disclose name of all holders holding more than 1% of total number of shares

(3) W.r.t. the information pertaining to Depository Receipts, the same may be disclosed in the respective columns to the extent information available and the balance to be disclosed as held by custodian.

Sr. No.	Details of the SBO			Details of the registered owner			Details of holding / exercise of right of the SBO in the reporting company, whether direct or indirect:					Date of creation / acquisition of significant beneficial interest
	Name	PAN	Nationality	Name	PAN	Nationality	Whether by virtue of:					
							Shares	Voting rights	Rights on distributable dividend or any other distribution	Exercise of control	Exercise of significant influence	
1	Ajit Isaac		India	Ajit Isaac		India	11.33	11.33	11.33	No	No	05-01-2016
2	Ajit Isaac		India	Isaac Enterprises LLP		India	10.38	10.38	10.38	No	No	22-11-2021

A circular stamp with the text "DIRECTOR OF COMPANIES" around the perimeter. In the center, there is a handwritten signature in blue ink.

Shareholding Pattern under Regulation 31 of SEBI (Listing Obligations and Disclosure Requirements) Regulations, 2015 - Post Effectiveness of the Scheme

Post-Amalgamation (with-out PAN) (Quest Corp Limited)

1.	Name of Listed Entity: Quest Corp Limited
2.	Script Code/Name of Script/Class of Security: 539978
3.	Share Holding Pattern Filed under: Reg. 31(1)(a)/Reg. 31(1)(b)/Reg. 31(1)(c) <ul style="list-style-type: none"> a. If under 31(1)(b) then indicate the report for Quarter ending b. If under 31(1)(c) then indicate date of allotment/extinguishment
4.	Declaration: The Listed entity is required to submit the following declaration to the extent of submission of information:-

Particulars	Yes*	No*
1. Whether the Listed Entity has issued any partly paid up shares?		No
2. Whether the Listed Entity has issued any Convertible Securities or Warrants?		No
3. Whether the Listed Entity has any shares against which depository receipts are issued?		No
4. Whether the Listed Entity has any shares in locked-in?		No
5. Whether any shares held by promoters are pledge or otherwise encumbered?		No

* If the Listed Entity selects the option 'No' for the questions above, the columns for the partly paid up shares, Outstanding Convertible Securities/Warrants, depository receipts, locked-in shares, No. of shares pledged or otherwise encumbered by promoters, as applicable, shall not be displayed at the time of dissemination on the Stock Exchange website. Also wherever there is 'No' declared by Listed Entity in above table the values will be considered as 'Zero' by default on submission of the format of holding of specified securities.



Quest Corp Limited

Table 1 - Summary Statement holding of specified securities

Category	(i) Category of shareholder	(ii) No. of shares held	(iii) No. of fully paid-up equity shares held	(iv) Partly paid-up equity shares held	(v) No. of shares underlying Depository Receipts	(vi) Total nos. shares held	(vii) Shareholding as a % of total shares (calculate as per SCRR, 1957)	(viii) As a % of Total Voting Rights			(ix) No. of underlying convertible securities (including Warrants)	(x) Shareholding as a % assuming full conversion of convertible securities (as a percentage of diluted share capital)	(xi) Number of Locked Shares	(xii) Number of Shares pledged or otherwise encumbered	(xiii) Number of equity shares held in dematerialised form
								Class eg: X	Class eg: Y	Total					
(A)	Promoter & Promoter Group	4	76759774	0	0	76759774	50.91	0	0	0	50.81	0	0	76759774	
(B)	Public	79592	74320966	0	0	74320966	49.19	0	0	0	49.19	0	0	73926116	
(C)	Non Promoter - Non Public	0	0	0	0	0	0	0	0	0	0	0	0	0	
(C1)	Shares Underlying DRs	0	0	0	0	0	0	0	0	0	0	0	0	0	
(C2)	Shares Held By Employee Trust	0	0	0	0	0	0	0	0	0	0	0	0	0	
	Total	79596	151080740	0	0	151080740	100	0	0	0	100	0	0	150658990	

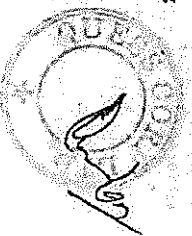
Quest Corp Limited

Table II - Statement showing shareholding pattern of the Promoter and Promoter Group

1	Category & Name of the shareholders (I)	Entity Type (II)	PAN (III)	Nos. of shares held (IV)	No. of fully paid up equity shares held (V)	Partly paid-up equity shares held (VI)	No. of Depository shares held (VII)	Total nos. shares held (VIII) = (IV)+(V)+(VI)+(VII)	Shareholding % calculate as per SCRA, 1957 as a % of (A+B+C2) (VIII) AS 3	Number of Voting Rights held in each Class of securities			Total as a % of (A+B+C) (IX)	Nos. of Shares Underlying Outstanding convertible securities (including securities in (X))	Shareholding % assuming conversion of convertible securities (XI) = (X)/(VIII)	Number of Locked In shares (No. (a)) (XII)	Number of Shares pledged or otherwise encumbered (No. (a)) (XIII)	Number of equity shares held in demat form (XIV)
										Class eg: Y	Class eg: Z	Total (X)						
1	Indian Individuals / Hindu Undivided Family	Promoters		1,167,69613	0	0	0	1,167,69613	11.10	1,167,69613	0	0	1,167,69613	0	0	0	0	1,167,69613
	Ajit, Isaac			1,167,69613	0	0	0	1,167,69613	11.10	1,167,69613	0	0	1,167,69613	0	0	0	0	1,167,69613
2	Central Government / State Government(s)			0	0	0	0	0	0	0	0	0	0	0	0	0	0	0
	Financial Institutions / Banks			0	0	0	0	0	0	0	0	0	0	0	0	0	0	0
	Any Other (Specify)			0	0	0	0	0	0	0	0	0	0	0	0	0	0	0
	Bodies Corporate	Promoter Group		1,153,65824	0	0	0	1,153,65824	10.17	1,153,65824	0	0	1,153,65824	0	0	0	0	1,153,65824
	Thomas Cook (India) Limited	Promoter Group		0	0	0	0	0	0	0	0	0	0	0	0	0	0	0
	Net Resources Investments Private Limited	Promoter Group		0	0	0	0	0	0	0	0	0	0	0	0	0	0	0
	Isaac Enterprises Lp	Promoter Group		1,153,65824	0	0	0	1,153,65824	10.17	1,153,65824	0	0	1,153,65824	0	0	0	0	1,153,65824
	Sub Total (A11)			2,321,35437	0	0	0	2,321,35437	21.27	2,321,35437	0	0	2,321,35437	0	0	0	0	2,321,35437
2	Foreign Individuals (Non-Resident Individuals / Foreign Individuals)			0	0	0	0	0	0	0	0	0	0	0	0	0	0	0
	Government			0	0	0	0	0	0	0	0	0	0	0	0	0	0	0
	Institutions			0	0	0	0	0	0	0	0	0	0	0	0	0	0	0
	Foreign Portfolio Investor			0	0	0	0	0	0	0	0	0	0	0	0	0	0	0
	Any Other (Specify)			0	0	0	0	0	0	0	0	0	0	0	0	0	0	0
	Bodies Corporate	Promoter		2,446,24337	0	0	0	2,446,24337	29.54	2,446,24337	0	0	2,446,24337	0	0	0	0	2,446,24337
	Bodies Corporate	Promoter Group		2,446,24337	0	0	0	2,446,24337	29.54	2,446,24337	0	0	2,446,24337	0	0	0	0	2,446,24337
	Fairbridge Capital Mauritius Limited	Promoter Group		1,438,76237	0	0	0	1,438,76237	29.04	1,438,76237	0	0	1,438,76237	0	0	0	0	1,438,76237
	Hvile Asia Fund Class A Shares	Promoter Group		1,748,100	0	0	0	1,748,100	0.50	1,748,100	0	0	1,748,100	0	0	0	0	1,748,100
	Sub Total (A12)			2,446,24337	0	0	0	2,446,24337	29.54	2,446,24337	0	0	2,446,24337	0	0	0	0	2,446,24337
	Total Shareholding Of Promoter and Promoter Group (A) = (A11)+(A12)			4,767,59774	0	0	0	4,767,59774	50.81	4,767,59774	0	0	4,767,59774	0	0	0	0	4,767,59774

Details of Shares which remain unclaimed may be given hear along with details such as number of shareholders, outstanding shares held in demat/unclaimed suspense account, voting rights which are frozen etc.

- Note:
- (1) PAN would not be displayed on website of Stock Exchange(s)
 - (2) The term 'Encumbrance' has the same meaning as assigned under regulation 28(1) of SEBI (Substantial Acquisition of Shares and Takeovers) Regulations, 2011.



Quest Corp Limited

Table III - Statement showing shareholding pattern of the Public shareholder

1	Category & Name of the shareholders (i)	PAN (ii)	Nos. of shares held (iii)	No. of fully paid up equity shares held (iv)	Partly paid-up equity shares held (v)	No. of shares underpin Depositor Receipts (vi)	Total nos. shares held (viii) =	Shareholding % calculated as per SCRR, 1957 As a % of (A+B+C2) (viii) As a %	Number of Voting Rights held in each class of securities			Total as a % of (A+B+C) (ix)	No. of Shares Underlying Outstanding convertible securities (including convertible securities) (x)	Shareholding % assuming convertible securities (xi) =	Number of Locked in Shares (xii)	Number of Shares pledged or otherwise encumbered (xiii)	Number of equity shares held in dematerialised form (xiv)	
									Class egr: X (v)	Class egr: Y (vi)	Total (vii)							
1	Institutions																	
(a)	Mutual Fund		21	14452465	0	0	14452465	9.57	14452465	0	14452465	9.57	0	0	0	0	0	14452465
	Aditya Birla Sun Life Trustee Private Limited A/C Aditya Birla Sun Life		1	5033135	0	0	5033135	3.33	5033135	0	5033135	3.33	0	0	0	0	0	5033135
	Sundaram Mutual Fund A/C Sundaram Mid Cap Fund		1	2725362	0	0	2725362	1.80	2725362	0	2725362	1.80	0	0	0	0	0	2725362
	Franklin India Smaller Companies Fund		1	2313899	0	0	2313899	1.53	2313899	0	2313899	1.53	0	0	0	0	0	2313899
	Tata Mutual Fund - Tata Small Cap Fund		1	2149929	0	0	2149929	1.42	2149929	0	2149929	1.42	0	0	0	0	0	2149929
(b)	Venture Capital Funds		0	0	0	0	0	0	0	0	0	0	0	0	0	0	0	0
(c)	Alternate Investment Funds		7	1438704	0	0	1438704	0.95	1438704	0	1438704	0.95	0	0	0	0	0	1438704
(d)	Foreign Venture Capital Investors		0	0	0	0	0	0	0	0	0	0	0	0	0	0	0	0
(e)	Foreign Portfolio Investor		161	32576295	0	0	32576295	21.56	32576295	0	32576295	21.56	0	0	0	0	0	32576295
	Sealcorp World Fund, Inc		1	6907615	0	0	6907615	4.57	6907615	0	6907615	4.57	0	0	0	0	0	6907615
	Kooweit Investment Authority Fund 225		1	2456434	0	0	2456434	1.63	2456434	0	2456434	1.63	0	0	0	0	0	2456434
	Ellipis Partners Llc		1	2428123	0	0	2428123	1.61	2428123	0	2428123	1.61	0	0	0	0	0	2428123
(f)	India Capital Fund Limited		1	2266403	0	0	2266403	1.50	2266403	0	2266403	1.50	0	0	0	0	0	2266403
	Financial Institutions / Banks		9	1813	0	0	1813	0.00	1813	0	1813	0.00	0	0	0	0	0	1813
(g)	Insurance Companies		1	22919	0	0	22919	0.02	22919	0	22919	0.02	0	0	0	0	0	22919
(h)	Provident Funds/ Pension Funds		0	0	0	0	0	0	0	0	0	0	0	0	0	0	0	0
(i)	Any Other (Specify)		5	305	0	0	305	0.00	305	0	305	0.00	0	0	0	0	0	305
	Foreign Bank		5	305	0	0	305	0.00	305	0	305	0.00	0	0	0	0	0	305
	Sub Total (B)(1)		204	48492501	0	0	48492501	32.10	48492501	0	48492501	32.10	0	0	0	0	0	48492501
2	Central Government/ State Government(s)/ President of India																	
	Central Government / State Government(s)		1	84	0	0	84	0.00	84	0	84	0.00	0	0	0	0	0	84
	Sub Total (B)(2)		1	84	0	0	84	0.00	84	0	84	0.00	0	0	0	0	0	84
3	Non-Institutions																	
(a)	Individuals																	
	i. Individual shareholders holding nominal share capital up to Rs. 2 lakhs.		75265	8963269	0	0	8963269	5.93	8963269	0	8963269	5.93	0	0	0	0	0	8963269
	ii. Individual shareholders holding nominal share capital in excess of Rs. 2 lakhs.		54	6947810	0	0	6947810	4.60	6947810	0	6947810	4.60	0	0	0	0	0	6947810
(b)	Partnership Firms		1	2748431	0	0	2748431	1.82	2748431	0	2748431	1.82	0	0	0	0	0	2748431
	Partnership Firms registered with RBI		7	10719	0	0	10719	0.01	10719	0	10719	0.01	0	0	0	0	0	10719
(c)	Trusts		0	0	0	0	0	0	0	0	0	0	0	0	0	0	0	0
(d)	Overseas Depositor (holding DRs) (balancing figure)		0	0	0	0	0	0	0	0	0	0	0	0	0	0	0	0
	Any Other (Specify)		3511	9905584	0	0	9905584	6.56	9905584	0	9905584	6.56	0	0	0	0	0	9905584

EPF		1	79772	0	0	0	79772	0.05	79772	0.05	0	0.05	0	0	0	0	0	0	0	0	0	79772
Trusts		8	1246905	0	0	0	1246905	0.83	1246905	0.83	0	0.83	0	0	0	0	0	0	0	0	0	1246905
Foreign Nationals		2	1056	0	0	0	1056	0.00	1056	0.00	0	0	0	0	0	0	0	0	0	0	0	1056
Hindu Undivided Family		1516	289546	0	0	0	289546	0.19	289546	0.19	0	0.19	0	0	0	0	0	0	0	0	0	289546
Non Resident Indians (Non Repat)		712	339537	0	0	0	339537	0.22	339537	0.22	0	0.22	0	0	0	0	0	0	0	0	0	339537
Other Directors / Relatives		1	100533	0	0	0	100533	0.07	100533	0.07	0	0.07	0	0	0	0	0	0	0	0	0	100533
Non Resident Indians (Repatriated)		1045	356415	0	0	0	356415	0.24	356415	0.24	0	0.24	0	0	0	0	0	0	0	0	0	356415
Body Corporate Liability Partnership		51	70452	0	0	0	70452	0.05	70452	0.05	0	0.05	0	0	0	0	0	0	0	0	0	70452
Office Bearers		36	276443	0	0	0	276443	0.18	276443	0.18	0	0.18	0	0	0	0	0	0	0	0	0	276443
Clearing Member		69	38669	0	0	0	38669	0.03	38669	0.03	0	0.03	0	0	0	0	0	0	0	0	0	38669
Bodies Corporate		620	7107257	0	0	0	7107257	4.70	7107257	4.70	0	4.70	0	0	0	0	0	0	0	0	0	7107257
India Residential Life Insurance Company Limited		1	6115626	0	0	0	6115626	4.05	6115626	4.05	0	4.05	0	0	0	0	0	0	0	0	0	6115626
Sub Total (B)(3)			79397	0	0	0	25828382	17.10	25828382	17.10	0	17.10	0	0	0	0	0	0	0	0	0	25828382
Total Public Shareholding (B)=			79397	0	0	0	25828382	17.10	25828382	17.10	0	17.10	0	0	0	0	0	0	0	0	0	25828382
(B)(1)+(B)(2)+(B)(3)			79397	0	0	0	25828382	17.10	25828382	17.10	0	17.10	0	0	0	0	0	0	0	0	0	25828382

Details of the shareholders acting as persons in Concert including their Shareholding (No. and %):

No. of shareholders	No. of Shares
---------------------	---------------

Details of Shares which remain unclaimed may be given here along with details such as number of shareholders, outstanding shares held in demat/unclaimed suspense account, voting rights which are frozen etc.

Serial No.	Number of shareholders	Outstanding shares held in demat or unclaimed suspense account	voting rights which are frozen
1	1	4074	frozen

Note:

- (1) PAN would not be displayed on website of Stock Exchange(s).
- (2) The above format needs to disclose name of all holders holding more than 1% of total number of shares
- (3) Where the information pertaining to Depository Receipts, the same may be disclosed in the respective columns to the extent information available and the balance to be disclosed as held by custodian.



Quest Corp Limited

Table IV - Statement showing shareholding pattern of the Non Promoter- Non Public shareholder

1	Custodian/DR Holder Employee Benefit Trust (under SEBI Share based Employee Benefit Regulations, 2014) [E] [M] [C] [2]	PAN (ii)	Nos. of shares (iii)	No. of fully paid up equity shares held (iv)	Partly paid-up equity shares held (v)	No. of shares underlyin g (vi)	Depositor Receipts held (vi)	Total nos. shares held (vii) =	Sharehol ding % calculate d as per SCRR, 1957 As a % of (A+B+C2) As a (viii) As a	Number of Voting Rights held in each			Total as a % of (A+B+C) (ix)	No. of Outstand ing convertib le securities (including convertible securities) (x)	Sharehol ding, as a % assuming full conversio n of convertib le securities (xi) =	Number of Locked in shares (xii)	As a % of total shares held (b) (xiii)	Number of Shares pledged or otherwise encumbered (No. (a)) (xiv)	As a % of total Shares held (b) (xv)	Number of equity shares held in dematri alised form (xvi)
										Class of securities	Class eg: Y	Class eg: Z								
1	Custodian/DR Holder		0	0	0	0	0	0	0	0	0	0	0	0	0	0	0	0	0	0
2	Employee Benefit Trust (under SEBI Share based Employee Benefit Regulations, 2014)		0	0	0	0	0	0	0	0	0	0	0	0	0	0	0	0	0	0
	Total Non-Promoter- Non Public Shareholding (C) =		0	0	0	0	0	0	0	0	0	0	0	0	0	0	0	0	0	0

- Note:
- (1) PAN would not be displayed on website of Stock Exchange(s).
 - (2) The above format needs to disclose name of all holders holding more than 1% of total number of shares
 - (3) W.r.t. the information pertaining to Depository Receipts, the same may be disclosed in the respective columns to the extent information available and the balance to be disclosed as held by custodian.



Sr. No.	Details of the SBO			Details of the registered owner			Details of holding/ exercise of right of the SBO in the reporting company, whether direct or indirect:					Date of creation / acquisition of significant beneficial interest
	Name	PAN	Nationality	Name	PAN	Nationality	Whether by virtue of:					
							Shares	Voting rights	Rights on distributable dividend or any other distribution	Exercise of control	Exercise of significant influence	
1	Ajit Isaac		India	Ajit Isaac		India	11.33	11.33	11.33	No	No	05-01-2016
2	Ajit Isaac		India	Isaac Enterprises LLP		India	10.38	10.38	10.38	No	No	22-11-2021

